


# Skill of Encouragement

Based on Conscious Discipline®


Resource Page 1 of 2

## Books


Click on a picture or the text to open a video read aloud.




[Sophie's Helpful Day](#)



[Shubert's Helpful Day](#)



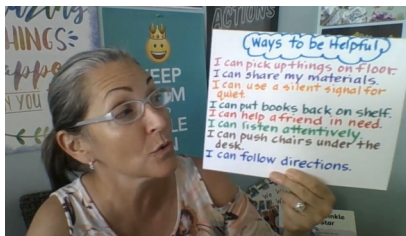
[I Can Help](#)



[How to Grow a Friend\\*](#)

## Routines, Rituals & Structures

Click on a picture or the text to open a video tutorial, activity, or discussion.



[Ways To Be Helpful](#)



[I Love You Rituals](#)



[Meaningful Jobs](#)



[How to Turn Tattling into Being Helpful](#)



[Using Conflict to Teach a New Skill](#)

## Songs

Click on the underlined text to open a song video or printable lyrics.

Album - **It Starts in the Heart**

[Song #4 - "That Was Helpful"](#)

[Song #6 - "My School Family"](#)

Album - **Kindness Counts**

[Song #13 - "Jobs Matter"](#)

[Song #14 - "Encouraging Words"](#)

Album - **Brain Boogie Boosters**

[Song #3 - "Greetings"](#)

[Song #6 - "Team of Two"](#)



Funded by & in partnership with:



Early Literacy Matters



HCC



# Skill of Encouragement

Based on Conscious Discipline®

Resource Page 2 of 2

## Supplemental Books, Mindfulness Practices, Songs and Resources

Click on a picture or the text to open a video read aloud, activity, or discussion.

### Books

- ★ [Stick and Stone](#)
- ★ [Please, Mr. Panda](#)
- ★ [Brave As Can Be](#)
- ★ [When Pencil Met Eraser](#)
- ★ [How to Hug](#)
- ★ [Dear Girl](#)
- ★ [The Invisible Boy](#)
- ★ [A Thank You Walk](#)
- ★ [We Are All Wonders](#)
- ★ [Have Courage!](#)
- ★ [A Boy Like You](#)
- ★ [Dear Boy](#)
- ★ [The Don't Worry Book](#)
- ★ [It's Okay To Make Mistakes](#)
- ★ [I Wish You More](#)
- ★ [The Caring Me I Want To Be](#)
- ★ [Hair Love](#)
- ★ [Happy Is...](#)
- ★ [Thank You Bees](#)
- ★ [Sticks](#)
- ★ [My Wish For You](#)
- ★ [Talk and Work It Out](#)
- ★ [Kindness Snippet Jar](#)
- ★ [There's Only One You](#)
- ★ [Silence](#)
- ★ [Respect and Take Care of Things](#)
- ★ [Grow Grateful](#)
- ★ [A Little Spot of Kindness](#)
- ★ [I'm Gonna Like Me](#)

### Videos




[3 Steps to Grow a Friend\\*](#)



[What a Wonderful World](#)



[We've Got the Whole World in Our Hands](#)



[Twinkle, Twinkle, Little Star](#)

## Printable Resources and Visual Ideas

### Structure: Job Board

Add these meaningful jobs to your job board. These support the power of unity, the skill of encouragement and the school family.

- Greeter
- Center Safety Inspector
- Kindness Counter
- New Child Buddy
- S.T.A.R. Person
- Wish Well Leader



[Job Board](#)

### Make Your Own: Wish Well

- Grab a white cardboard circle
- Put "Wish Well" and/or a heart on it
- Put Velcro or magnets around the circle and one in the center
- Add your student's pictures to the Velcro or magnets



When you're doing the Wish Well Ritual, put the pictures of those you are wishing well in the center.

[Wish Well Ritual](#)



Funded by & in partnership with:

